

60865

2023

” “

”

“

.....4

.....5

.....9

.....29

.....49

.....53

.....82

.....91

.....92

.....94

2023

		2023
		2023 1 1 2023 12 31

A			6085	
----------	--	--	-------------	--

	1 3	4 6	7 9	10 12
	5 364 942 688 25	4 323 480 701 49	6 206 331 201 97	5 688 953 970 71
	51, 450 441 35	53, 427, 413 61	88, 691, 617 67	79, 121, 317 15
	500 414 936 33	539 497 577 72	826 086 745 25	748 253 886 00
	(480 910 166 55)	(364 439 989 55)	824 423 184 78	1, 988 107 822 72

	2023	2022	2021
	(7 086 732 47)	(8 899 606 55)	3 599 005 34
	74 278 994 61	70 910 299 08	53 409 741 67
	10 195 820 57	(3 489 282 39)	22 883 510 27
	483 053 80	(2 339 421 37)	(3 358 588 40)
	12 330 271 75	8 008 149 89	11 800 122 55
	83 190 28	-	-
	65 427 674 48	48 198 888 90	64 713 591 32

	2,000,000.00	23,000,000.00	228,000,000.00	-
	784,825,988.52	2,006,325,681.99	1,221,549,722.47	-
/	-1,765,988.98	-1,133,114.65	682,854.33	682,854.33
	785,080,000.54	2,235,242,577.34	1,450,182,576.80	682,854.33

2023

2023

2,152,370.85

39.21%

275,989.08

30.00%

1

A

2022 6 1

A

A

2022 7 29

2022

2022

A

2022

H

2022

11

[2023] 2742

509,088,000

A

A

2023 7 24

2023

2023

A

2023

H

2023 8 1

A

A

A 204,429,301

A

2,146,894,461

2,351,323,782

A

“ ” “ ”

2010

“ ”

1

2006

2008

SF

SF

2

GB/T3328 2017

1

GB/T3084.1-2015

GB/T3461

2017

GB/T3463 2017

GB/T3464 2017

GB/T3720 2018

GB 2134 2019

T/ZR0305 2018

GB/T3886 2019

GB/T3720 2018

° 3

2023 2,152,308.5 39.21%

275,989.08 30.00% 289,486.31

29.87% 2023 12 31 4,298,199.80

32.74% 2,221,507.44 58.31%

()
1

			%
	21,523,708,522.42	15,460,843,227.36	39.21
	16,880,721,210.54	12,048,190,899.61	39.70
	119,751,307.45	118,877,978.75	0.73
	302,200,735.53	277,541,944.49	88.8
	482,892,747.57	210,434,630.48	100.84
	586,750,492.70	523,230,185.51	140.5

(1).

			%	%	%	%
	19,676,531,705.61	15,230,010,550.61	22.45	43.82	45.44	0.87
	38,383,286.15	29,530,662.88	11.52	-6.15	1.21	6.44
	582,707,708.55	519,882,974.98	10.79	-2.16	1.59	3.29
	32,204,685.61	354,536,850.00	2.15	-12.02		16.69
	45,376,900.00	30,900,000.00	-0.92	-4.37		2.66
	17,200,202,855.78	13,655,283,333.4	20.16			

: :

(f~ . ° t M“
 “ I 2% h Ê
 % V , = - Ê v

202 0222222

~~20302222~~

(7).
A

1,165,884.39

54.17%

30

30

3040

30

40

541

	512,316,310.04	1.19%	17,370,760.63	0.05%	289.30%
	15,114,905,872.20	35.17%	11,225,965,080.8	34.67%	34.62%
	72,985,883.34	1.80%	194,194,008.63	0.60%	298.05%
	1,913,771,731.03	4.45%	3,085,354,079.23	9.53%	-38.17%
	134,808,907.90	0.31%	65,490,858.12	2.02%	-79.43%
	6,655,130,751.81	15.48%	3,889,070,000.00	12.01%	71.12%
	538,240,688.05	1.25%	11,936,198.55	0.04%	4413.10%
	4,311,919,225.66	10.03%	2,713,891,130.26	8.33%	53.88%

2

(1)

5,777,422,312.90

13.44%

(2)

3

“ ” “ ” “ 31 ”

4

()

“

”

861 6MV 8 423 2MV

4
(1).

(3).

5

2023

()

	100 912 760 44	82 733 089 96	21 94

1

2

1	195		43 49
2	150		37 53
3	75		23 98
4	150		

/

4

()

()

10%

	2,290,491.2	1,652,884.22	637,544.89	1,215,728.49	182,955.22
--	-------------	--------------	------------	--------------	------------

2024

3

1

✓ -

3

“ ”

2

3

° ✓

4

“ ”

1

“

7

368,551.96

8.57%

5

				2023 83
2023 A	2023 27	10	http://www.sse.com.cn https://www.lhex.com/k	2023 10 28 A 2023 H 2023 83
2023 H	2023 27	10	http://www.sse.com.cn https://www.lhex.com/k	2023 10 28 A 2023 H 2023 83
2023	2023 22	12	http://www.sse.com.cn https://www.lhex.com/k	2023 12 23 A 2023 H 2023 106
2023 A	2023 22	12	http://www.sse.com.cn https://www.lhex.com/k	2023 12 23 A 2023 H 2023 106
2023 H	2023 22	12	http://www.sse.com.cn https://www.lhex.com/k	2023 12 23 A 2023 H 2023 106

2023 6 6

2022

2022

2022

2022

2022

2022

2023

2022

2023

2023

/

			2023		2022
			2022	2023	2023
	2023	7	24	2023	
		2022		A	
				A	
2022	2023	7	24	2023	A
			A		
			A		
2022	2023	7	24	2023	H
			A		
			A		
	2023	10	27	2023	2023
	2023	10	27	2023	A
	2023	10	27	2023	H
	2023	12	22	2023	
H					
	2023	12	22	2023	A
H					
	2023	12	22	2023	H
H					

				20	19							
			70	2021 20	5 5	2021 19	5 5	31,201,200.00	31,201,200.00	-	-	21.38
			49	2021 20	5 5	2021 19	5 5	0	0	-	-	33.81
			38	2021 20	5 5	2021 19	5 5	0	0	-	-	20.57
			39	2023 6	6 5	2021 19	5 5	4,800,000.00	4,800,000.00	-	-	109.58
			55	2021 20	5 5	2021 19	5 5	10,400,400.00	10,400,400.00	-	-	101.65
			49	2023 6	6 5	2021 19	5 5	480,000.00	480,000.00	-	-	74.47
				§	§	§	§					

2023

	University)	2009 9	(Sheffield
	2016 6	2020 1	2023 6
	2021 11		
	52	28	1998 2023
	2024 1		
	57 1999 9		21
1999	1987 1	2023 1	
	2023		
	36 2021 5		
	2011	2019 9 (CIA) 2015	(ICPA)
	2022 10	2023 9	
	61 2018 11		
	2013	2011 7	2015
	48 2021 5		
	2016 3	21 1602@	°


	2006	2023	2022
	12	38 2008 10	2019 9 23 2009 2020
Virginia)	39 2011 5	2007 12 2023	(University of Northern 2016 1
	2020 4	55 2006 8	1991 7 2023 2016 1 2024 1 31 2006
	49		2000 7
	37 2017 5		2011 2019 2
	2020 1		2017
	33 2016 10 2016	2016 6 2023 3	

1

2

			2019 6	
			2020 4	
			2021 6	2023 6
	Herity Sunny PIE Ltd		2021 1	
			2016 6	
			2020 1	
			2020 1	
			2020 9	
			2022 4	
	Herity Sunny Re Ltd		2021 1	
			2023 6	2026 6
			2022 1	
			2017 10	2023 10
			2017 12	2023 12
			2018 1	2023 4
			2022 10	2025 10
			2023 9	2026 9
			2013 8	
			2015 6	
			2013	
			2013	
			2016 3	
	Md Lifestyle limited		2019 7	2024 2
			2020 4	
			2020 1	

	/
	99 58



	2023 10 30	2023 H
	2023 11 13	2 1600
	2023 11 20	2021 A “ ”
	2023 12 29	“ ” 2024

		15	15	2	0	0	10
		15	15	2	0	0	10
		15	15	2	0	0	10
		15	15	2	0	0	10
		15	15	2	0	0	10
		15	15	15	0	0	10
		15	15	14	0	0	10
		15	15	14	0	0	10

	15
	0
	2
	13

2023 3 27	2023 2023 2023		
2023 6 6	2023 A	2020	
2023 9 8	2023 A	2020	
2023 11 20	2023 2021 A		

2023

			2023	6	30	
2,885,683,221.88	2023	10	27		2023	
	2023					
					2,351,323,782	
10		2023	11			559,615,055.36
				2023		
						2023

()

()

www.sse.com.cn

2023

GA BP

2023

“

”

5 %

§

	30 964 59

1

www.se.com

2023

2

www.se.com

2023

3

“ ”

4

7

www.sse.com.cn

2023

				- 1,796,489
	1			
	2			
	3	VCs		VCs
	4		99.9%	
	5	“	”	
		1,161	120 36	18

2023

28

CP28

“

”

2023

2023

2023

			2021	2023
	/	2021 3%	68	604
	/	2021 10%	292	258
	/		2280	1525
	/		046	009
	/	2021 10%	1046	897

2023

2021

2023

	/	
	2361	
	22708	
	358	
	/	

	/	
	6611	
	6611	
	-	
	-	
	-	

/

		1	1	1		1			
		2	2	2		2			
		3	3	3		3			
		4	4	4		4			
		5	5	5		5			
		6	6	6		6			
		7	7	7		7			

A

90
2%

1%

5%

6

15

1%

2

2

(3)

6

3

(4)

/

(5)

2

1

(1)

A

“ ”

(2)

(3)

(4)

(5)

2

(1)

6

A

90

1%

2%

/

5%

6

15

1%

2

2

(2)

6

3

(3)

(4)

/

3

1

(1)

A

“ ”

(2)

6

(3)

(4)

A

(5)

(6)

2

4

1

(1)

A

“ ”

(2)

2

(1)

A

90

1%

2%

5%

6

15

1%

2

2

/

5

1

A

2

(1)

=

A

(1)

(2)

(3)

(4)

50%

(5)

(6)

9

/

(1)

/

“

k

“

k

i

T

/

/

/

10

2021

A

11 2021 A

(1)

(2)

(3)

12 2021 A

(1)

(2)

(3) > “ ° CE §

(7)

13 2022 A

1

2 —

2022

2

3

3 —

[2022] 3

2022 2024

4

“

”

--	--

()

()

1

2

		2023
		819 96
		165 14
		33 947 95
		37 120 35
		72 083 40

2023 2 6 2023 6 6 2022

2022

2023

2023

86 081 66

2023 2 7 2023 6 7

2022

2023

1

2

3

2.

3

()

														:	:	
				(
)												
															00	

()
1
(1)

		230,000,000.00	230,000,000.00	0

(2)

(3)

2
(1)

(2)

2023

(3)

3

()

					(1)	2	% (3) (2)/(1)	4	
	2021 1 6	219,999.99	215,308.19	215,308.19	215,308.19	251,104.12	101.13%	-	
	2022 5 26	400,000.00	4210 397,692.12	397,692.12	397,692.12	29,951.88	70.39%	21,743.45	5.47%

2023

1	195	1,515,088,483.43
2	150	297,195,084.64
		1,812,283,568.07

()

A

() (2) H0289)

2023

2

2022 10 27

6

12

580,000,000.00

2023 10 26

2023 11 13

5

12

2023 12 31

500,000,000.00

3

2021 1 19	150,000.00	2021 1	2021 1	0
-----------	------------	--------	--------	---

/

2023

		19	18		
2022 5 26	280,000.00	2022 5 26	2022 5 25		0
2023 8 2	200,000.00	2023 8 2	2024 8 1		0

4

5

2021 1 A 2023 1,683,636.2

2022 5 A “ ”

5% 1 —

/

(1).

			+ -						
		(%)						(%)	
	332,000	0.155	291,429		1,060,000	202,369,301	206,689,300	8.79	6,388
1									
2									
3	332,000	0.00155	156,388		1,060,000	155,328,416	156,684	6.75	6,394

(2).

1 A

2022 272

2023 8 1 A

17 A 204 429 301

6 .

2023 8 3

A 2023 050

2

[2022] 664

2022 5 20 4 000

A 113059 2022 6 13

“ ” 2022 11 28

“ ” 967 2024 1 3

2024 001

3

1 2023 6 12 2020 A

140 000 2023 6

7 2020 A

2023

034

2 2023 9 13 2020 A

920 000 2023 9

9 2020 A

2023

072

(3).

A

25 25% 2023

945 /

44 55%

(4).

:

	30,000	120,000	0	20,000		2023 9 13 120,000
	120,000	40,000	0	80,000		2023 9 13 40,000
2020 A 13	2,280,000	780,000	0	1,530,000		2023 9 13 780,000
2020 A 3	50,000	140,000	0	40,000		2023 6 12 140,000
	3,330,000	1,060,000	0	2,330,000	/	/

()

A	2023 7 18	29 35 /	204,429 301	2024 8 1	204,429 301	


2023 8 3

A

2023 050

()

	0	46,801,800	1.99	0	0
	0	31,201,200	1.33	0	5,500,000
	0	31,201,200	1.33	0	0
UBS AG	27,236,234	28,220,070	1.20	28,177,172	0
	8,550,079	28,000,079	1.19	6,132,859	0
	2,106,705	24,388,686	1.04	3,388,465	0
HSC NOMINEES LIMITED				49,943,980	49,943,980
				49,358,400	49,358,400
				350,532,000	350,532,000
				324,081,600	324,081,600
				46,801,800	46,801,800
				31,201,200	31,201,200
				31,201,200	31,201,200
				21,867,200	21,867,200
				21,579,404	21,579,404
				21,080,231	21,080,231



2023

3

20,000

A

2020

120,000

A

2020

UBS AG	2023 8 1	-
	UBS AG	A 10
	2023 8 1	2024 2 1

1

2

	“	ÿ M	2	A

3

4

5

--	--

3

4

5

	2016	9		A	49,358,400	
H	45,000		A	324,081,600	H	111,000
	A	350,532,000	H	2,203,000		A
4,800,000						
	1,121,571,000					

6

	H
	2023 11 1
(%)	
	1 2023 12 31
	2
()	0
(%)	

1

2023 11 1

H

2023 088

2

6 250 000 H

1 [2022]661
2022 5 20
4000 A 100 40 2022 6
13 “ ” 113059 6
2022 5 20 2023 5 19 03% 05%
10% 15% 18% 20% 4391 /
2022 11 23 2023 5 19 2022 6 9
A
:2022065
2 2022 “ ” 4391
/ 4371 / “ ” 2022 11 23
2022 11 16

2023

	49,083,000	12.48
	30,455,000	8.51
	19,708,000	4.98
	168,000,000	4.20
	102,424,000	2.56
	96,350,000	2.41
	92,983,000	2.32
	86,087,000	2.15
	67,100,000	1.68
	53,615,000	1.34

						:	:
	3,999,985,000	42,000	0	0	3,999,986,000		

	42,000
	987
	1,680
	0,001

%
2

β

09999 0900

2023

				A
2023 11 27	42 22 /	2023 11 21		2023
				42 22 /

2023

A

A

() (2) R0076

“ % (/

“

”

2023

()

(6)

()

()

()

2024 3 26

2023 12 31

:

: :

		2023 12 31	2022 12 31
	1	6 616 387 667 80	2 982 152 844 19
	2	230 000 000 00	2 000 000 00
	3	623 194 84	-
	4	1 588 420 322 78	2 505 733 674 34
	5	3 685 519 522 47	2 811 080 070 19
	7	2 006 375 681 99	784 825 989 52
	8	334 679 147 36	578 012 656 23
	9	110 981 841 18	101 299 773 96
	10	2 001 439 456 08	2 386 316 984 60
	11	-	35 107 159 30

	13	233,544,780.77	234,733,656.64
		16,832,971,745.27	12,381,292,788.97
	17	100,912,780.44	82,733,089.96
	20	512,316,310.04	17,350,780.63
	21	15,114,905,872.20	11,225,965,058.08
		1,755,988,807.38	1,874,354,588.74
		72,985,883.34	194,194,008.63
		3,279,581,250.53	3,783,656,023.65
		715,882.63	15,689,984.37
		61.03	92,555,237.76
			2,713,881,130.26
			20,000,000,000.08
			722,606.05
			23
		129,107,796.79	115,048,783.64
		1,000,000,000.00	12,797,701.22

		22,215,074,391.42	14,082,447,213.17
		7,836,059.74	-

22,290

15,382,664.29	13,081,277.67
	2,737,023.00
	19,000.00

“ ”	70	682,854.33	(1,828,707.98)	
“ _ ”	71	(77,813,105.53)	(39,074,459.19)	
“ _ ”	72	(52,288,682.63)	(3,094.21)	3 4 9

2023 1—12

: :

		2023	2022
	4	5 406 046 199 07	5 163 792 304 43
	4	4 414 226 791 82	4 307 783 238 61
		27 609 510 83	6 143 594 29
		29 530 416 90	56 008 878 46
		156 419 668 80	152 663 066 25
		192 346 855 52	182 071 321 18
		312 374 023 81	113 822 718 33
		374 504 064 61	243 702 867 66
		38 260 748 16	39 945

2023

2023 1-12

		2023	2022
	7 1	12,954,688,347.53	6,801,275,904.86
		35,369,868.32	513,984,013.73
6	‡ 7 1	20,125,130.50	10,555,419.44
		13,510,188,316.35	7,422,618,494.88
		9,191,302,865.38	5,500,683,742.51
‡		86,110.0	" F

4 2, 68 - 4

2023

	78 3	2,495,249,651.41	1,540,582,744.11
		12,012,855,988.85	6,332,544,715.70
		7,001,958,561.39	7,853,749,122.14
		16,635,897.49	55,719,181.42
		3,160,234,855.09	217,350,785.05
		2,319,081,461.51	2,101,730,679.46
		5,479,316,299.60	2,319,081,461.51

2023 1—12

: :

		2023	2022
		2,817,987,044.13	1,677,655,085.57
		55,206,309.32	113,983,166.53

81,285,539.72

2023

		22	00
			00
			99
			99 76
			67 39
			0
			000 00
			3 697 84
			36 131 02
		13 205 173 307 63	10 359 1
		5 678 516 288 00	2 508 7

5 44 623 (41 99 1, 1 40

2023

2023 1-12

:

:

	2023		
--	------	--	--

(
)

/

2023

	-	-	-	-	-	-	-	-	-	7 070 600 00	-	7 070 600 00
	178 25	491 734 589 05	-	-	-	-	-	-	-	491 734 159 05	-	491 734 159 05
			31 918 589 20	-	-	-	-	-	-	31 918 589 20	-	31 918 589 20
				89 13	-	-	89 13	(493 765 532 59)	(493 765 532 59)	(493 765 532 59)	-	(493 765 532 59)
				89 13	-	-	89 13	(89 13)	(89 13)	(89 13)	-	(89 13)
					-	-	-	(493 765 443 42)	(493 765 443 42)	(493 765 443 42)	-	(493 765 443 42)
					-	-	-	-	-	11 317 354 28	-	11 317 354 28

1

1

(“ ”) 1998 6 24
1999 2005 12 29
2011 3 23
2014 10 10

(“ ”)

1

(“ ”)
15 — (2023)

2

2023 12 31 12

1

2023 12

31

2023

2

1 1 12 31

3

12

4

5

	10%
	1
	1

6

“ ”

61

()

62

7

71

72

()

()

“ ”
“ ”

8

9

)

(

10

101

102

”

“

11

()

) (

-
-
-

-
-

11 1 1

-
-

11 1 2

11.1.3

11.2

11.3

(2)

(1)

(3)

• (())

• (())

11.4

11.4.1

11 4 1 1

) (

-
-
-

(1)

(2)

(3)

()

11 4 1 2

11 4 2

()

) (

11 43

)

(

11 5

11 6

° I “ - 2 ,

11 7

(

12

13

14

15

16

16 1 1

203

		()	(%)	(%)
		20	5	4 75
		50	-	2 00

21

(1).

(2).

			(%)	(%)
		20 25	- 5	4 00 5 00
		4 20	- 5	4 75 23 75
		4 15	- 5	6 67 23 75
		3 10	- 5	9 50 33 33

22

28

29

30
(1).

(2).

(3).

(4).

31 Ê

32

8

M

321

/

322

(1)

(3)

(2)

(2).

35

36

361

() 51

362

() 67

/

37

/

371

() ()

372

) (

373

38

12

39

39 1

40
(1).

16

2022 11 30

16

“ 16 ”

16

18 —

18 —

2023 1 1

(2).

(3). 2023

41

1

	(
)	13%
		7%
		3%
		2%
		70%
	/	1.2%
		12%
		7%
		“
		”

2023

	25%
	25%
	25%
PT HANSOAR ENERGY INDONESIA	22%
HANSOAR TECHNOLOGY PTE LTD	17%

1 () 2,000,000 8.25%
2,000,000 16.5%

2

2022 12 24

2023

	5 479 288 086 23	2 319 066 461 73
	1, 137, 071, 388 20	613, 071, 379 68
	6 616 387 667 80	2, 982, 152, 814 19
	606 208 121 01	347, 466 099 61

613, 071, 379 68)

1, 137, 071, 388 20 (

2

1 2 ,0 00 90

/

2 ,0 00 90

(3).

	65,238,801.08	1,528,577,368.17
	3,000,000.00	67,350,881.00
	164,980,331.08	153,232,171.23
	853,229,132.11	1,749,160,350.40

(4).

	11,565,314.85	11,732,136.11	11,565,314.85	-	11,732,136.11
	11,565,314.85	11,732,136.11	11,565,314.85	-	11,732,136.11

(6).

5

(1).

		3,748,629,371.19	2,862,429,426.07
		3,748,629,371.19	2,862,429,426.07
1 2		7,089,300.12	19,284,453.21
2 3		13,488,437.14	6,574,232.05
3		12,132,082.67	6,822,107.31
		3,816,339,171.12	2,895,110,218.64

			%
	3 666 312 822 79	65 055 106 56	1 78%
	126 588 349 12	72 306 542 88	57 13%
	23 457 949 21	23 457 949 21	100 00%
	3 816 339 171 12	160 819 588 65	4 18%

(4).

(5).

7

(1).

	2 006 375 691.99	781 825 989.52
	2 006 375 691.99	781 825 989.52

(2).

	80 199 308.43

2.

(4).

(5).

(6).

(7).

	2 000 283 851 74	787 941 237 18
	2 006 375 691 99	784 825 989 52
	(13 908 159 75)	(3 115 267 66)

(8).

8

(1).

		(%)		(%)
1	33,267,889.7	98.98	55,591,541.78	99.58
1 2	2,106,604.08	0.63	2,234,361.28	0.39
2 3	1,234,065.11	0.37	164,078.13	0.03
3	61,689.20	0.02	22,675.04	0.00
	33,691,473.6	100.00	58,012,656.23	100.00

1

(9). D . M

2023 12 31 2022 12 31
 269,385,857.12 446,777,298.27

(2).

(3).

~

(5).

(1).

(2).

(3).

(4).

(5).

(6).

(6).

(1).

1	60 212 836 41	49 802 068 11
1	60 212 836 41	49 802 068 11
1 2	49 315 910 45	30 989 205 44
2 3	87, 523 00	20 084 800 79
3	551, 541 32	433 689 62
	110 981, 811 18	101, 299 773 96

(2).

	74 043 731 73	41, 007 881 73
	11, 692 572 37	51, 73 000 07
	687, 926 46	489 823 06
	24 557 610 62	8 029 089 10
	110 981, 811 18	101, 299 773 96

(3).

(4).

(5).

(6).

(3).

(4).

11

12

(7).

(8).

14

(1).

(2).

(3).

(4).

15

(1).

(2).

(3).

(4).

18
(1).

(2).

(3).

203

(4).

(5).

17

(1).



18

(1).

(2).

19

20

(1).

1	27,486,623.54	7,525,892.36	35,012,515.90
2	51,823,829.42	-	51,823,829.42
1	499,100,322.42	-	499,100,322.42
2	12,723,487.00	-	12,723,487.00
3	539,310,422.96	7,525,892.36	546,836,315.32

21
(9).

(10).
(1).

1,982,081.71 (

4,023,650.15)

(2).

(13).

(1).

150	877,989,319.88	-	877,989,319.88
	336,887,555.34	-	336,887,555.34
150	104,100,829.17	-	104,100,829.17
	79,196,956.04	-	79,196,956.04
	70,971,574.05	-	70,971,574.05
	44,684,665.08	-	44,684,665.08
195	834,976.86	-	834,976.86
	101,276,124.29	-	101,276,124.29
	1,615,861,970.66	-	1,615,861,970.66

195	987,546,465.08	-	987,546,465.08
150	110,266,906.15	-	110,266,906.15
	96,581,900.45	-	96,581,900.45
LowE	92,820,989.95	-	92,820,989.95
230W	71,081,387.73	-	71,081,387.73
1152	58,036,533.79	-	58,036,533.79
75	18,701,308.99		17,341,285.01, 308.99
75	17,341,285.01		-“

2023

(9)

						(%)				(%)		
15	4 393 356 000	987 546 465 08	1 007 599 984 56	1 994 311 492 73	884 976 88	95 53%	95 53%	3 600 000 00	-	0 00%	/	/
15D	3 782 980 000 00	110 266 906 15	767 692 413 73	-	877 989 319 88	23 40%	23 40%	-	-	0 00%	/	
	388 105 800 00	96 581 900 45	210 305 664 89	-	336 887 555 31	99 06%	99 06%	-	-	0 00%		
lowE	129 688 000 00	22 800 888 88	22 149 957 88	19 55 225 54	1 968 316	10 11%	10 00%	/	-	0 00%		
201V	183 981 800 00	23 030 888 88	23 030 888 88	-								

/

(3).

(4).

(14).

(1).

(2)

25

(1)

1	221,532,156.28	-	221,532,156.28
2	27,456,381.63	536,539,651.21	594,036,032.84
1	27,456,381.63	536,539,651.21	594,036,032.84
3	(2,123,084.29)	-	(2,123,084.29)
4	246,865,508.62	536,539,651.21	813,435,154.83
1	27,338,147.65	-	27,338,147.65
2	5,734,117.62	7,416,889.22	13,151,006.84
(1)	5,734,117.62	7,416,889.22	13,151,006.84
3	(49,833.00)	-	(49,833.00)
4	33,022,432.27	7,416,889.22	40,439,321.49
1	213,883,071.35	539,152,761.99	772,995,833.34
2	194,194,008.63	-	194,194,008.63

(2)

29 42

25 30

21,532,230.38 (

13,971,345.55)

59,286,594.16 (14,662,303.22)

26

(1).

--	--	--	--	--	--	--	--

1	65 588 980 .68	68 989 080 .73	3 724 688 156 .82	144 731 091 .46	7 608 065 .14	-	4 566 580 244 .83
2	30 789 524 04	-	-	-	804 014 6 8	56 684 220 .00	88 277 788 72
(1)	30 789 524 04	-	-	-	804 014 6 8	56 684 220 .00	88 277 788 72
3	66 348 454 .72	68 989 080 .73	3 724 688 156 .82	144 731 091 .46	8 407 079 .82	56 684 220 .00	4 654 868 008 .55
1	77 986 910 34	35 686 689 .97	684 978 578 8 2	-	4 272 082 .05	-	782 924 221 1 8
2	12 950 388 29	7 914 285 12	50 189 050 1	-	86 459 9 2	472 388 50	592 322 531 8 4
1	12 950 388 29	7 914 285 12	50 189 050 1	-	86 459 9 2	472 388 50	592 322 531 8 4
3	90 987 333 63	43 600 955 .09	1 235 167 608 .83	-	5 118 491 .97	472 388 50	1 355 286 738 .02
1	535 411 121 .09	20 388 065 .64	2 489 340 552 .99	144 731 091 .46	3 288 567 .85	56 211 861 .50	3 229 561 250 .53
2	547 571 990 .34	28 312 350 .76	3 069 709 578 .00	144 731 091 .46	3 331 013 .09	-	3 788 666 023 .65

(2). 65

27

(1).

(2).

(3).

(4).

29
(1).

00 j	78 786 42 23	11 833 34 14	30 216 40 40	4 547 808 38
	167 782 204 31	31 694 549 31	90 086 104 15	14 023 127 95
	56 476 018 31	8 900 731 30	58 535 538 54	9 222 441 34
	40 588 327 36	6 085 249 10	36 780 257 43	5 517 088 61
	5 882 794 35	883 919 15	11 606 023 50	1 740 908 53
	782 282 480 40	195 565 680 10	351 841 997 49	87 930 499 37
	561 290 788 27	140 322 680 82	-	-
	787 280 889 79	120 082 521 43	2 356 327 466 09	353 554 852 31
	1 766 309 49	267 428 09	1 765 988 98	291 384 88
	2 482 066 209 54	515 586 073 44	2 987 159 786 58	466 988 061 37

2023

27,178,555.46

27,182,534.1

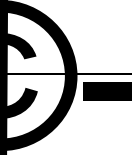
645

10,988,973.54

46,488.57

2,253,954.25

20,139,886.09



1 K

vp

/

2023

1,96,20,881.71

(3)

Z

I

~

C

~

	129 107 786 79	115 083 788 61
	129 107 786 79	115 083 788 61

(3).

1	2,153,016.84	67,280,139.76	65,739,986.86	3,688,159.74
2	67,088.98	2,150,209.50	2,085,080.66	122,227.77
	2,220,115.77	69,430,349.26	67,825,077.52	3,810,387.51

140% 0.5%
 160% 0.5%
 170% 1.0%

2,150,209.50 (2022 53,227,489.01 67,280,139.76 2023 12
 31 3,688,159.74 122,227.77 1,910,541.13)

40

	61,874,135.48	75,539,886.43
	89,665,709.32	56,124,439.23
	12,282,897.97	24,882,080.58
	13,600,531.04	7,906,954.08
	6,073,864.23	7,725,486.36
	3,071,418.87	3,660,125.92
	2,662,134.55	3,335,827.14
	980,312.15	1,005,832.53
	9,947,911.76	6,306,306.78
	200,138,915.37	186,516,829.00

41

(1).

	30,801,288.06	16,887,442.02
	1,371,330.00	2,737,023.00
	102,666,299.84	65,866,388.10

2023

	134,808,907.90	65,400,858.12
--	-----------------------	----------------------

(2).

	12,582,259.61	7,430,077.54
	8,861,162.98	5,976,347.37
	9,357,865.52	

1 2022 2 13

	3 306 400 000 00	-
	685 000 000 00	199 000 000 00
	(152 200 018 80)	(666 919 318 86)
	-	(622 730 000 00)
	(185 806 710 96)	-
	(82 000 000 00)	-
	(2 000 000 00)	-
	6 665 130 751 81	3 889 070 000 00

1
2

()
() 20 21 22 26

3 00% 3 85% 3 35% 4 10%

4B
(1).

	3 755 915 215 98	3 588 68 719 97
	3 755 915 215 98	3 588 68 719 97

(2).

	2022.05.20	6	4 000 000 000	3 588 678 749 97	-	16 919 589 79	184 196 956 45	40 900 65	3 755 915 215 98
	/	/	4 000 000 000	3 588 678 749 97	-	16 919 589 79	184 196 956 45	40 900 65	

(4).

	3 505 410 854 51	491 589 145 49	4 000 000 000 00
	(20 225 168 72)	(2 863 680 95)	(23 078 799 67)
	3 485 185 685 79	491 725 514 54	3 976 921 200 33
	(7 430 136 99)	-	(7 430 136 99)
	110 951 786 21	-	110 951 786 21
2022	(28 555 07)	(3 933 89)	(32 518 95)
2022 12 31	3 588 628 749 97	491 721 580 66	4 080 410 330 63
	(16 919 589 79)	-	(16 919 589 79)
	184 196 956 45	-	184 196 956 45
2023	(40 900 65)	(5 163 23)	(46 063 88)
2023 12 31	3 755 915 215 98	491 726 417 43	4 247 611 633 41

47

	57,787,267.82	12,616,801.58
	(37,516,589.77)	(60,608.03)
	58,240,698.05	11,926,193.55

48
(15).

(16).
(1).

	137,660,310.97	179,538,669.39
	(43,813,669.16)	(41,828,318.42)

(17).
(1).

49

50

	6,457,911.49	5,088,771.16	

2023

	6 457 941.49	5 088 771.16		/
--	---------------------	---------------------	--	---

51

	53 535 568.54	10 000 000.00	12 069 500.23	56 476 018.31

/

(2).

:

/

2023

	-	-	-	-	-	-
	-	-	-	-	-	-
	42,350,277.12	(31,001,033.29)	-	(31,001,033.29)	-	11,349,243.83

3

0

4

0

5

0

61

(1).

	21,365,204,291.35	16,745,253,742.23	15,401,681,666.47

(5).

30 120

62

	86,558,467.22	68,782,757.96
	21,720,488.74	14,983,047.87
	30,054,594.83	14,218,406.68
	16,389,285.91	9,232,289.95
	14,623,040.59	8,921,609.90
	14,089,796.59	8,884,015.56
	8,409,233.00	4,809,374.46
	5,500,320.07	3,707,836.30
	819,982.18	1,272,986.55
	198,145,169.13	134,772,386.23

68 9

--	--	--

È "a TM.[@ \$£€ ` ,.0	83 æ` 8 0	83 532,06627	—° 29 741,951 31
		18 005,720 22	19 388,618 41
		16 541,702 66	15 153,435 26
		20 887,966 085	12,887,966,085, 8
		16 202,809 71	8 966,988 36
		15 009,588 78	6 229,289 14
		12 181,856 30	3 822,913 92
		3 800,000 00	3 660,000 00
		3 894,186 56	2 788,687 58
		3 079,522 99	1,694,894 51
>õ Ci ÑM		14 742,255 95	1,599,066 17

€

€

320

	12,059,550.23	12,710,376.58
	63,735,606.18	64,742,011.50
	91,145,149.61	-
	166,941,306.05	77,452,388.08

68

	9,519,008.87	(6,351,420.00)
	18,159,670.48	7,533,505.74
	43,957.37	11,649,410.34
	27,722,636.72	12,831,496.08

69

70

	125,618.46	(183,149.62)
	(1,467,183.00)	
	1,974,418.87	(1,615,588.39)
	632,854.33	(1,828,707.99)

71

	(186,821.23)	(8,854,216.80)
	(77,636,281.27)	(30,220,242.39)
	(77,813,105.53)	(39,074,459.19)

72

	(3,401,058.90)	(3,094,217.86)
	(21,857,623.72)	-
	(52,288,682.63)	(3,094,217.86)

73

	(7,086,732.47)	(8,899,606.56)
	(7,086,732.47)	(8,899,606.56)

74

	4,101,236.71	1,435,472.21	4,101,236.71
	4,101,236.71	1,435,472.21	4,101,236.71

8

7

7

9

9

.

	688,902,985.88	565,400,205.19
	35,010,850.00	40,987,243.66
	2,306,135.30	3,602,886.89
	19,436,796.06	5,086,337.83
	1,583,533.23	6,618,886.37
	687,220,250.47	621,665,489.94

(2).

:

	70,732,819.52	39,597,589.45
	29,728,500.00	9,701,500.00
	100,461,319.52	49,299,089.45

	85,300,405.27	30,618,228.77
	31,789,000.00	26,163,414.87
	117,089,405.27	56,781,643.64

(3).

	1,988,082,881.86	1,669,478,591.77

	1,98,02,881.86	1,69,48,591.77
--	-----------------------	-----------------------

	2,45,45,287.63	1,50,58,744.11
	37,76,363.78	-
	2,45,29,651.41	1,50,58,744.11

(4).

(5).

2023

“ ”	(3 767 313 485 98)	(4 735 708 423 46)
“ ”	(126 989 824 59)	1 208 370 256 79
	(12 059 550 23)	(12 710 376 58)
	23 831 612 79	13 206 977 30
	19 088 370 81	31 948 589 20
	1 967 180 891 39	176 897 647 75
2		
	5 479 316 299 60	2 319 081 461 51
	2 319 081 461 51	2 101 730 679 46
	3 160 234 838 09	217 350 785 05

(2).

(3).

47 (4) .

	5 479 316 299 60	2 319 081 461 51
	18 273 37	15 002 (28

, 7 6(1 M 8 è ,

		-7	-
		149 815 38 61	7 082
51	.1 ,2	8 772 519 23	- 7 850

82

(1)

(2)

	8,473,727.28	7,522,661.08
	3,988,654.6	

3

1

2

3

4

5

6

1
(1).

:
%

(2).

(3).

(4).

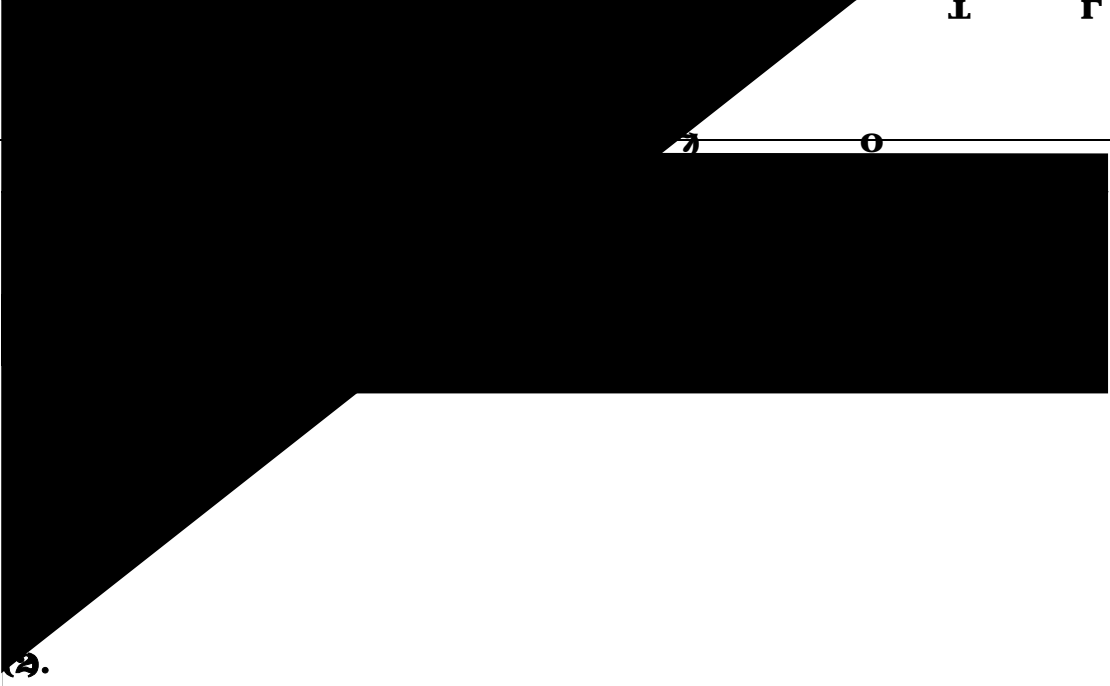
(5).

2

3

(1).

				%		
				400	-	
)	(-	400	
				350	-	



: 0

(8).

4

5

6

1

2

					/
	53,535,538.54	10,000,000.00	12,059,550.23	53,476,018.31	
	53,535,538.54	10,000,000.00	12,059,550.23	53,476,018.31	/

3

$$F2 + X = F2 + X$$

	63,736,606.18	64,742,011.50
	63,736,606.18	64,742,011.50

2023 12 31
() 8)

2023

100

50

100

50

2023 12 31

()

	49104135	49880119
	49104135	49880119

100

50

12

2023 12 31

() 5) (() 7 (() 1 (() 4 (

(() 2 (() 3 (() 9

)	104,007,619.81	-	-	-	-
	158,869,805.26	1,088,064,239.13	2,688,610,223.48	3,333,388,006.08	1,250,897,360.78

١

		1,651,376 15	1,651,376 16
--	--	---------------------	---------------------

(4).

(5).

(6).

(7).

		9,607,586 02	8,282,085 80
--	--	---------------------	---------------------

(8).

6

(1).

						:	:
		3,902,913 28		3,521,885 74			
		1,500,000 00		1,500,000 00			
		412,814 04		412,814 04			

(2).

						:	:
				63,608,501 48		61,814,588 62	

--	--	--

-	4 492 127 667 04	4 698 251 661 98
-	-	520 947 600 00

2
(1).

(2).

3

2024 2 23
A

30 / ()
150%

3000 ()

A
6000 ()
30
6

1
(1).

(2).

2

3
(1).

(2).


4

5

6
(1).

“

(3).



15,491.92

91.92

76

(2).

	79 485 41

(5. R Ê° - ° (5/ ~ “ .)

2 n 1

(4).

(5).

(6).

(20).

(1).

(2).

(3).

(4).

(5).

(6).

(2).

(1).

1	5 044 386 670 83	1 242 985 411 22
1	5 044 386 670 83	1 242 985 411 22
1 2	38 785 16	536 594 117 98
2 3	246 000 00	50 900 00
3	17 345 252 26	16 381 941 56
	5 061 986 708 25	1 796 012 370 71

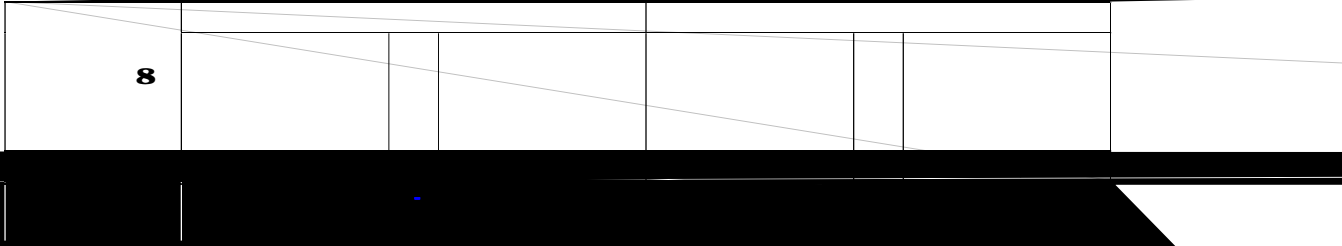
(2).

--	--	--

(7).

3

0



8

	13 199 229 86	-	6 783 400 00	19 982 629 86
	4 500 000 00	-	-	4 500 000 00
	17 699 229 86	-	6 783 400 00	24 482 629 86

(3).

4

(1).

	5 098 394 466 16	4 186 778 461 89	4 686 198 489 80	3 911 319 394 51
	307 651 732 91	227 418 336 93	467 533 814 63	396 433 814 13
	5 406 046 199 07	4 414 226 791 82	5 163 722 304 43	4 307 783 238 64

2023

	83,190.28
	65,427,674.48

1 —

1

—

1,517,161.80

91,145,149.61

2

	%		
	15.49	1.21	1.21
	15.13	1.21	1.21

3

(1).

(2).

(3).

4

2024 3 27