

香港交易及結算所有限公司及香港聯合交易所有限公司對本公告的內容概不負責，對其準確性或完整性亦不發表任何聲明，並明確表示，概不對因本公告全部或任何部分內容而產生或因依賴該等內容而引致的任何損失承擔任何責任。

FGG

福萊特玻璃集團股份有限公司

Flat Glass Group Co., Ltd.

(於中華人民共和國註冊成立的股份有限公司)

(股份代號：6865)

海外監管公告

本公告乃由福萊特玻璃集團股份有限公司(「本公司



" "

[2020]2648

2020 10 12

2020 10 28

2020 2648

450,000,000

2020 12 31 9:00-12:00

25

JPMorgan Chase Bank, National Association

| | | | / | | |
|---|-------------------------|--|-------|-------------|--|
| 1 | | | 36.27 | 148,400,000 | |
| | | | 33.05 | 205,400,000 | |
| | | | 31.25 | 296,430,000 | |
| 2 | GOLDMAN SACHS & CO. LLC | | 35.38 | 200,000,000 | |
| | | | 32.88 | 300,000,000 | |
| | | | 30.88 | 450,000,000 | |
| 3 | | | 34.28 | 200,000,000 | |
| 4 | UBS AG | | 34.06 | 200,000,000 | |
| | | | 29 | 400,000,000 | |
| | | | 28 | 680,000,000 | |
| 5 | 1 " | | 34.02 | 80,000,000 | |
| 6 | | | 33.33 | 130,000,000 | |
| 7 | " | | 32.62 | 89,000,000 | |
| | | | 31.88 | 100,000,000 | |
| | | | 30.88 | 105,000,000 | |
| 8 | - - " | | 32.12 | 80,000,000 | |
| | | | 30.12 | 160,000,000 | |
| | | | 28.12 | 240,000,000 | |
| 9 | | | 32 | 90,000,000 | |

| | | | | | |
|----|-----|--|-------|-------------|--|
| | | | 30.61 | 90,000,000 | |
| | | | 29.5 | 90,000,000 | |
| 10 | () | | 31 | 80,000,000 | |
| 11 | | | 30.88 | 80,000,000 | |
| | | | 29.88 | 120,000,000 | |
| | | | 28.88 | 160,000,000 | |
| 12 | () | | 30.84 | 100,000,000 | |

13

(

84,545,147

29.57 /

18

| 1 | | | 6,763,611 | 199,999,977.27 | 6 |
|----|-------------------------|--|------------|----------------|---|
| 2 | UBS AG | | 6,763,611 | 199,999,977.27 | 6 |
| 3 | “ 1 ” | | 2,705,444 | 79,999,979.08 | 6 |
| 4 | | | 4,396,347 | 129,999,980.79 | 6 |
| 5 | | | 10,024,687 | 296,429,994.59 | 6 |
| 6 | () | | 2,705,444 | 79,999,979.08 | 6 |
| 7 | GOLDMAN SACHS & CO. LLC | | 15,218,126 | 449,999,985.82 | 6 |
| 8 | “ ” | | 3,550,896 | 104,999,994.72 | 6 |
| 9 | () | | 3,381,805 | 99,999,973.85 | 6 |
| 10 | () | | 3,381,805 | 99,999,973.85 | 6 |
| 11 | () | | 3,381,805 | 99,999,973.85 | 6 |
| 12 | | | 3,043,625 | 89,999,991.25 | 6 |
| 13 | “ - - ” | | 5,410,889 | | 6 |
| 14 | “ - - ” | | | | |

| | | | | | |
|----|--|--|-----------|----------------|---|
| 16 | | | 2,705,444 | 79,999,979.08 | 6 |
| 17 | | | 4,058,167 | 119,999,998.19 | 6 |
| 18 | | | 1,642,553 | 48,570,292.21 | 6 |
| | | | | | - |

"

- - " "

" 2

()

()

(

)

()

UBS AG

GOLDMAN SACHS & CO. LLC

C3

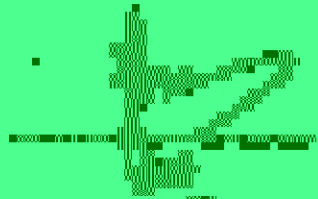
| | | |
|----|-------------------------|----|
| | | |
| 1 | | C4 |
| 2 | UBS AG | A |
| 3 | “ 1 ” | A |
| 4 | | A |
| 5 | | A |
| 6 | () | A |
| 7 | GOLDMAN SACHS & CO. LLC | A |
| 8 | “ ” | A |
| 9 | () | A |
| 10 | () | A |
| 11 | () | A |
| 12 | | A |
| 13 | “ - - ” | A |
| 14 | “ - - ” | A |
| 15 | | B |
| 16 | | A |
| 17 | | A |
| 18 | | A |

(本页无正文,为《国泰君安证券股份有限公司关于福莱特玻璃集团股份有限公司公



国泰君安



国泰君安



国泰君安



福莱特玻璃集团股份有限公司